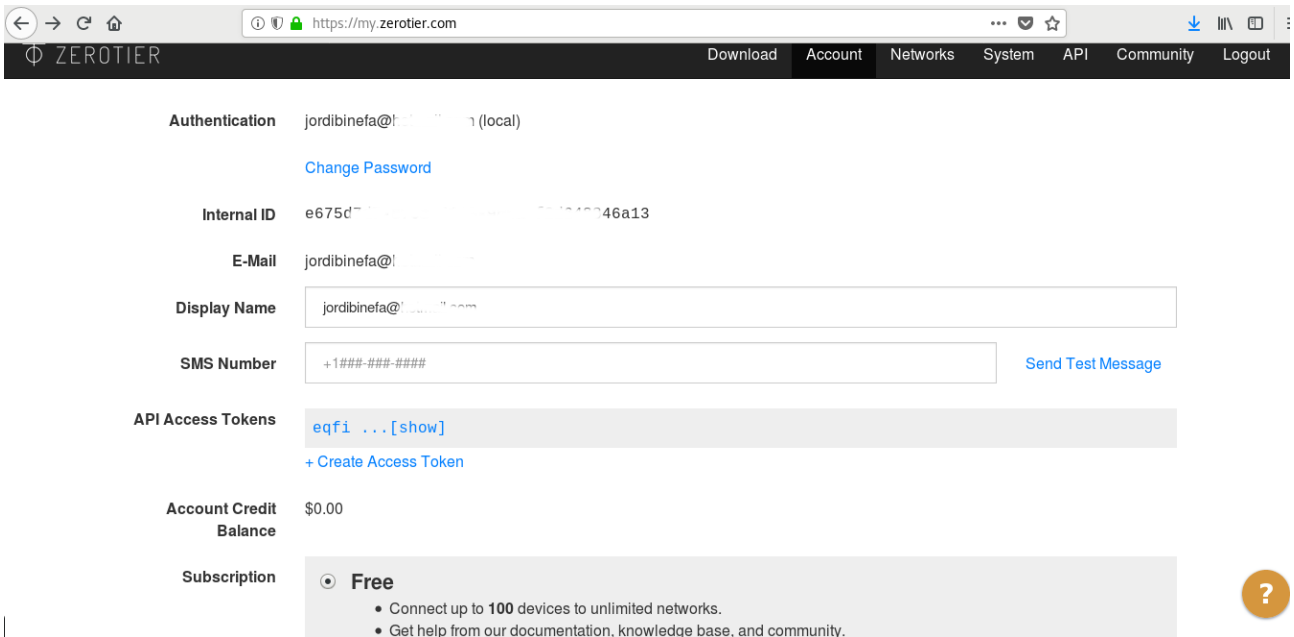
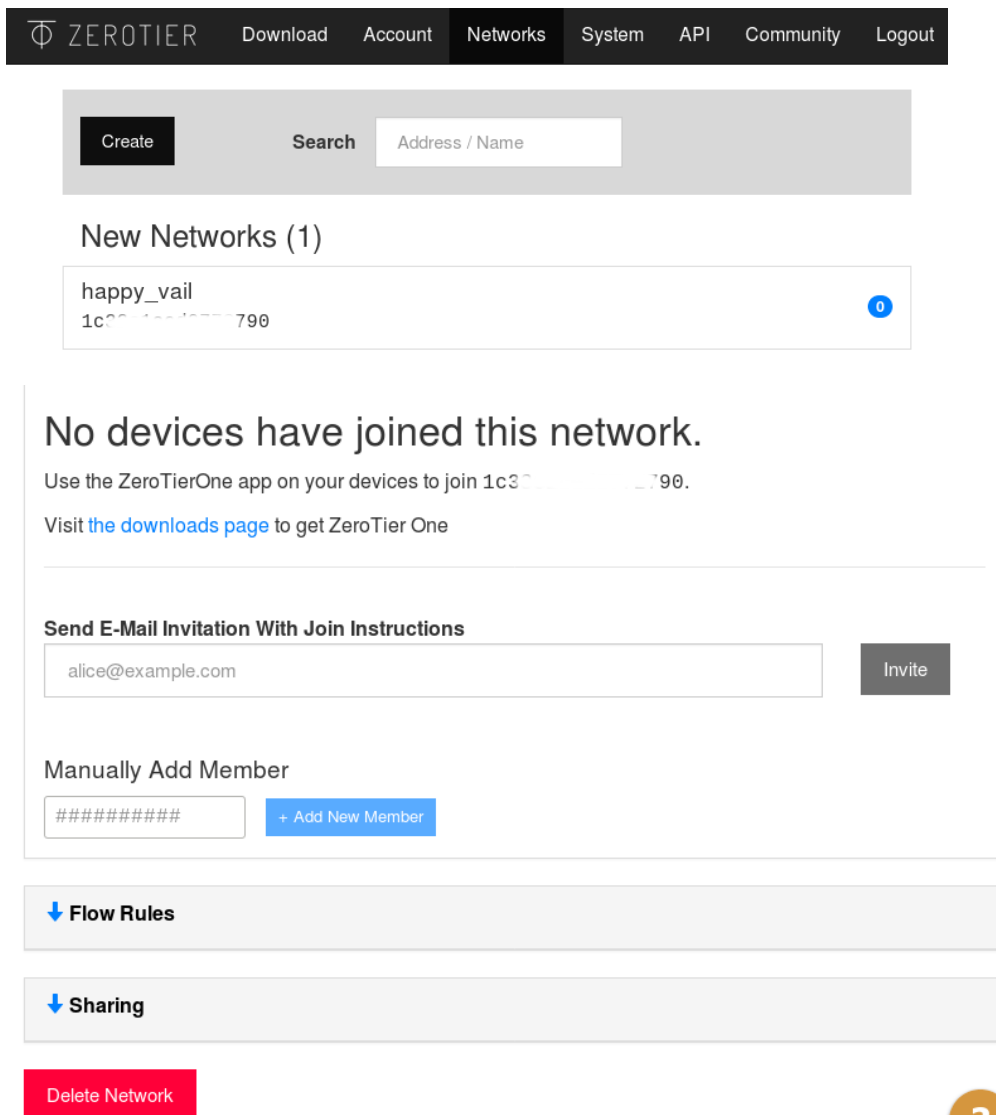


1) Feu-vos un compte a zerotier.com: <https://my.zerotier.com/login>



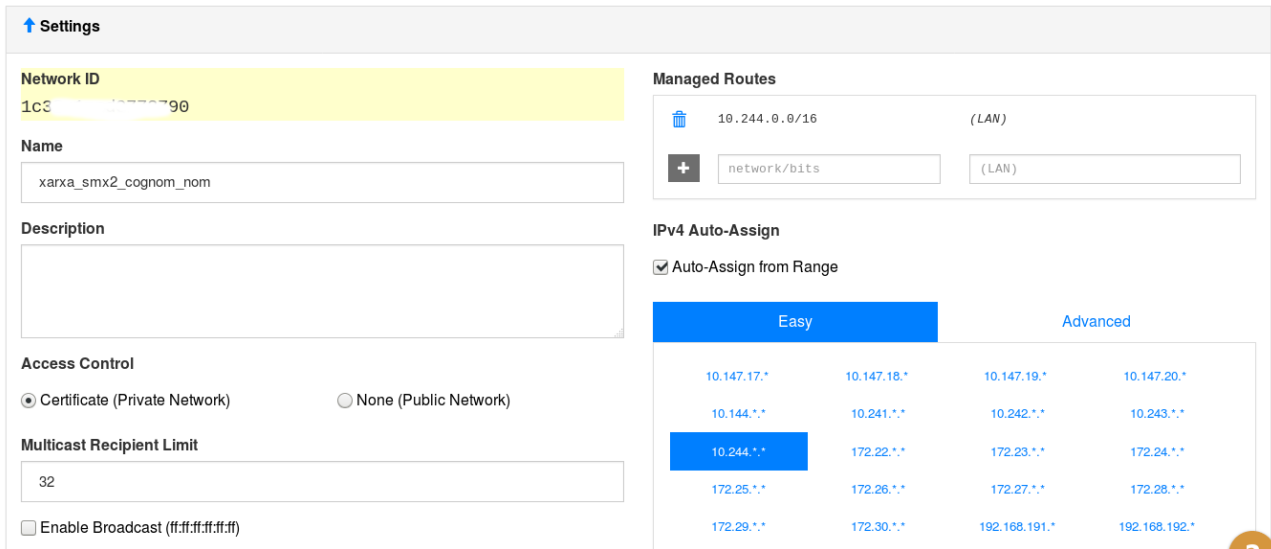
The screenshot shows the ZeroTier account page. At the top, there is a navigation bar with the ZeroTier logo and links for Download, Account, Networks, System, API, Community, and Logout. The main content area is divided into several sections: Authentication (jordibinefa@... (local) with a Change Password link), Internal ID (e675d...), E-Mail (jordibinefa@...), Display Name (jordibinefa@...), SMS Number (+1###-###-#### with a Send Test Message link), API Access Tokens (eqfi... [show] with a + Create Access Token link), Account Credit Balance (\$0.00), and Subscription (Free). The Free subscription details include: Connect up to 100 devices to unlimited networks, and Get help from our documentation, knowledge base, and community. A help icon (?) is visible in the bottom right corner.

2) Creeu una nova xarxa (prement el botó **Create**):



The screenshot shows the ZeroTier Networks page. At the top, there is a navigation bar with the ZeroTier logo and links for Download, Account, Networks, System, API, Community, and Logout. The main content area has a 'Create' button and a search bar labeled 'Search Address / Name'. Below this, there is a section titled 'New Networks (1)' with a table containing one network: 'happy_vail' with ID '1c30...790' and a device count of 0. Below the table, there is a message: 'No devices have joined this network. Use the ZeroTierOne app on your devices to join 1c30...790. Visit the downloads page to get ZeroTier One'. There are two options to add members: 'Send E-Mail Invitation With Join Instructions' (with an email input field containing 'alice@example.com' and an 'Invite' button) and 'Manually Add Member' (with a phone number input field containing '#####' and a '+ Add New Member' button). At the bottom, there are sections for 'Flow Rules' and 'Sharing', and a red 'Delete Network' button. A help icon (?) is visible in the bottom right corner.

3) Aneu a la part superior de la pàgina i modifiqueu el nom de la vostra xarxa. Afegiu-hi una xarxa amb capa àmbit 10.244.*.* (no ha de coincidir amb capa àmbit de xarxa de qualsevol dispositiu susceptible a ser adjuntat). Un cop fet (espereu uns segons), esborreu la xarxa que us havia sortit per defecte (la primera de **Managed Routes**. Per a esborrar premeu sobre la icona de la paperera).



4) Descarregueu-vos l'aplicació ZeroTier One (per Android o IOS). La descàrrega directa es pot fer des de <https://www.zerotier.com/download.shtml>

